



# **USER MANUAL**

## **parasol ELEGANT**

VIS INTERNATIONAL GmbH  
Klosterwiesgasse 101b / EG / Ge1, A-8010 GRAZ

e-mail: [info@vis.international](mailto:info@vis.international)

[www.vis.international](http://www.vis.international)

online store: [www.vis-cro.com](http://www.vis-cro.com)



# 1. OPENING THE PARASOL

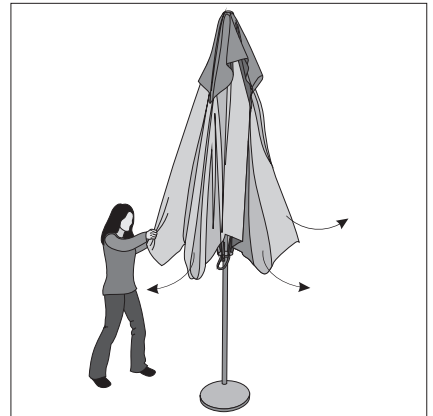


## Step 1

Pay attention to persons and objects in the vicinity before opening the parasol!

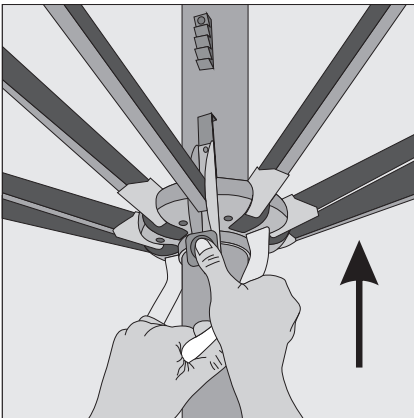
## Step 2

Gently, without using any force, extend the parasol's central ribs, in the opposite direction to the position of the central pole.



## Step 3

Hold the handle with both hands and slowly push upwards to desired height - the mechanism automatically secures the parasol



## 2. CLOSING THE PARASOL

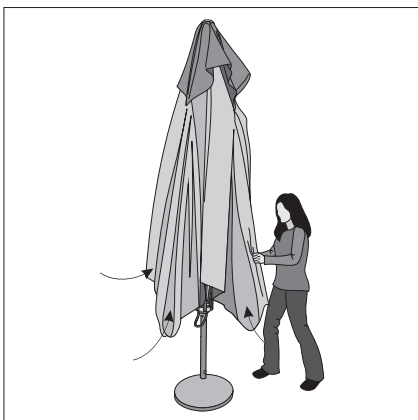
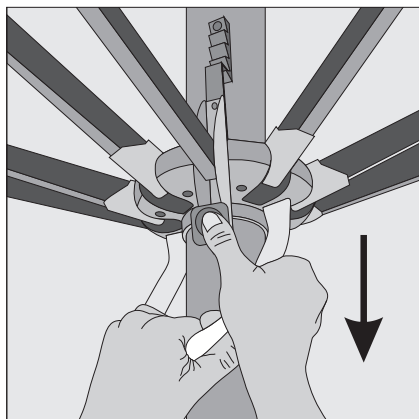


### Step 1

Pay attention to persons and objects in the vicinity before closing the parasol!

Press the safety button and using both hands slowly pull the handle downwards.

### Step 2



### Step 3

In the final stage of closing hold the parasol arms to prevent automatic opening.

### 3. NOTICES



#### **IMPORTANT NOTICE!**

Opening and closing the parasol in any way not specified in these instructions is not recommended. While opening and closing the parasol pay attention to persons and objects in the vicinity.

### 4. PROTECTION AND SAFETY



- **DO NOT** open or use parasol in snow, rain or bad weather conditions.
- **DO NOT** use parasol in winds above 7.9 m/s. Using the parasol beyond the above mentioned wind speed is not completely safe and it needs to be closed.
- Parasol must be firmly fixed to the parasol base.
- **ALWAYS USE** sufficient weight and correct dimensions of parasol base declared by manufacturer
- **DO NOT** hang anything on parasol frame or canvas.
- Always allow the parasol to dry when open and before storage to prevent the formation of mould and discolouration.
- A protective sleeve protects the parasol and will extend its service life.
- Only pull the protective sleeve or store parasol when it is dry.
- Always check the user manual that can be found inside the box when the parasol is delivered.

### 5. WARRANTY

Warranty does not cover any mechanical, abrasive and chemical abuse or any other damages caused by improper warehousing and distribution, improper cleaning and handling, using parasol during bad weather conditions or similar improper activities that could result in damaging the parasol or parasol cover or any of their parts.